



2025-2026 Board of Education's Recommended Budget



BUDGET PRIORITIES AND GUIDELINES

MISSION STATEMENT

The mission of the Farmington Public Schools is to enable all students to achieve academic and personal excellence, exhibit persistent effort and live as resourceful, inquiring and contributing global citizens.

Our Why, What and How Directly Align to Our Strategic Improvement Priorities and Budget Recommendation



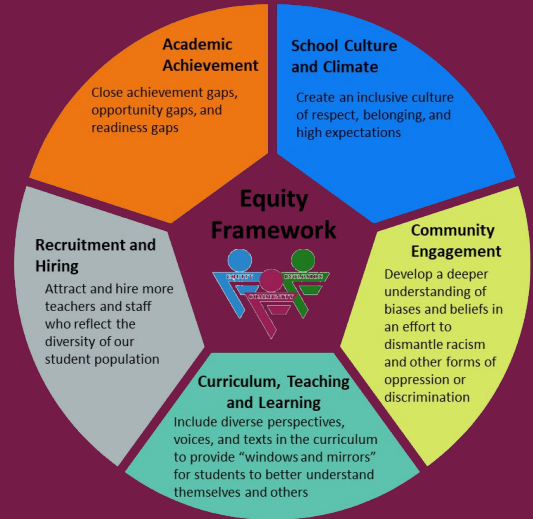
Why: Core Beliefs

What: Vision of the Global Citizen

How: Framework for Teaching and Learning

Direction: Theory of Action

Foundational Document: Equity Framework



Farmington Public Schools: Board of Education's 2025-2026 Recommended Budget



The 2025-2026 recommended budget reflects the following:

- Maintains and advances academic excellence through innovative programming PreK-12;
- Promotes continuous improvement within operations and student-centered teaching, learning and programming;
- Supports contractual increases across many budget lines, specifically in the areas of personnel, facilities, transportation and all other contracted services;
- Supports increased student need in the areas of academic and social emotional well-being;
- Addresses restoration of funding due to 2024-2025 budget reductions;
- Addresses significant cost increases across supply, equipment, energy and many other accounts due to inflation;
- Addresses continued state and federal legislative mandates required by law;
- Factors in other grant funding to offset costs to mitigate the overall increase in the operating budget;
- Contains costs through zero-based budgeting, reductions and efficiencies to maintain and advance current programming; and
- Maintains class size levels in accordance with BoE policy.

Farmington Public Schools: Board of Education's 2025-2026 Recommended Budget



Total Budget Amount	\$83,240,983
Increase:	\$3,696,744
Percent Increase Over 2024-2025 Budget:	4.65%



Farmington Public Schools: 2025-2026 Board of Education's Recommended Budget Drivers by Series

Budget Driver	Dollar Increase	Percentage Increase	Explanation
Salaries	\$2,244,483	2.82%	Personnel contractual increases, class size, increased student need, and movement from grant funding to the operating budget
Services	\$1,261,609	1.59%	Transportation contract and increased specialized transportation, professional services, contracted services, major projects and maintenance, tuition for increased outplacements, electricity found across the Services Series Approximately 60% of this increase due to increased Special Services needs
Supplies	\$28,622	0.04%	Restoration of funding of supplies due to 24-25 budget reductions and increased costs due to the economy
Equipment	\$27,975	0.04%	Restoration of funding of equipment due to 24-25 budget reductions and increased costs due to the economy
Self Insurance and Liability Insurance	\$134,054	0.17%	Increase reflects self-insurance claim trends and projections and liability insurance
Total	\$3,696,744	4.65%	

Farmington Public Schools: A Tradition of Leading the Way-Excellence in Academics



- NCWIT Awards: FHS had 24 Awardees who were recognized during the CT Affiliate NCWIT award celebration. Three FHS students were recognized at the National levels as Honorable Mentions.
- Science Bowl A team competed at MIT, won the Glastonbury scrimmage, and made it into the elimination bracket (Elite 8) this year at UCONN.
- The Science Olympiad team competed at the North Pocono Invitational competition, Yale Invitational competition, and the CT state competition at UCONN.
- Doorva Garg (FHS class of '24) was awarded the prestigious Stand Up for STEM Next Generation Role Model Award by the Connecticut chapter of the Million Women Mentors organization.
- 58 students were inducted into Mu Alpha Theta, a national high school and two-year college mathematics honor society.
- Two students were among the top students who participated in the MAA American Mathematics Competitions nationwide, and they each qualified for the next level of math competition, the AIME, which is an invitational competition.
- There were 30 students who participated in math competitions throughout the year. Our team of students placed 2nd in the New England Math Competitions in our region, which consists of 7 schools. We were also recognized as a high scoring school (cumulative) in the New England Math League, which consists of 123 schools.
- Six students qualified for the national MathCon competition by scoring in the top 5% of their grade level on the online test. Three of these students and their families traveled to Chicago with their families to compete in the finals.
- The FHS Economics Team won the 2024 Harvard Pre - Collegiate Economic Competition. Additionally, the FHS Economics Team qualified for the National Economic Challenge final, one of eight teams to qualify nationally.
- Farmington's Euro Challenge Team, composed of ninth and tenth graders, qualified for the semifinals of the Euro Challenge, a nation-wide competition on economic policy in the European Union.
- FBLA during the 23-24 school year had participation from over 90+ students. We had 50+ students qualify for State Competitions in various business related topics. This year 20+ students made it to the National Competitions against students from all over the country in Orlando, Florida. We had our first **top 10 finish** from a competitor in ***"Intro to Public Speaking"***.

Farmington Public Schools:

A Tradition of Leading the Way-Excellence in Academics & Athletics



- During the 2023-2024 school year, 100% of FHS seniors took the SAT. Math mean: 565. Evidence-based Reading and Writing mean: 582.
- 549 students took 1,352 AP exams in 2024 (in 28 subjects). 81% of the FHS AP exam grades were a three or higher. AP Scholar Awards: AP Scholar (78), AP Scholar with Honor (18), AP Scholar with Distinction (84).
- Programs that qualified for the state tournaments: baseball, crew (boys and girls), boys' lacrosse, girls' lacrosse, boys' tennis, girls' tennis*, boys' outdoor track/field, girls' outdoor track/field, boys' volleyball*, cheerleading, boys' basketball, girls' basketball*, gymnastics, wrestling, boys' ice hockey, girls' ice hockey, boys' indoor track, girls' indoor track, boys' swimming/diving, girls' swimming/diving, boys' cross country, girls cross country, boys' golf, field hockey, boys' soccer, girls' soccer, girls volleyball* * CIAC Semifinalists
- Girls' volleyball won the Class L State Championship.
- Boys' Soccer won the Class LL State Championship.
- A FHS golfer earned 4th place in the CIAC Division I tournament, and 2nd place in the All New England tournament.
- One Girls' tennis player earned CIAC All State recognition for the third year in a row, the team finished with a record of 13-1.
- Boys' volleyball had a 16-2 season and made it to the Semifinals of the State Class L tournament
- Girls' basketball reached the semifinals of the Class L tournament
- The gymnastic team had a Conference record of 5 wins, 0 losses and earned the Central CT Conference championship, their first as members of the CCC.
- This was the first year for the FHS Girls' Ice hockey cooperative team. The team competed and qualified for the CIAC tournament.
- The girls' lacrosse team won the CCC South Conference Championship, and also were the winners of the CCC South Girls Lacrosse Tournament.
- The boys' lacrosse team won the CCC Conference Championship, and competed in the finals of their CCC Tournament.
- The Unified Sports basketball team had two successful tournaments and improved their dribbling skills, defense and shooting. They enjoyed having several of the varsity basketball players at their practices to assist with their technical skills.
- Six Athletes received the CIAC Award of Excellence

Farmington Public Schools:



A Tradition of Leading the Way-Excellence in Educating the Whole Child

- 210 students attended the Farmington Summer Band and Strings Academy with 40 FHS volunteers.
- 96 FHS Juniors and Seniors were inducted into the TRI-M Music Honor Society.
- 51 FHS students were accepted to the CMEA Northern Region Music Festival.
- 66 WWUES and IAR students were accepted for the CMEA Northern Regional Middle School Festival.
- 26 were accepted in CMEA All-State Music Festival.
- 14 students were awarded college scholarships through various music sponsored foundations awarding over \$7000.
- 9 students were selected to the American School Band Directors Association Honors Band
- The Farmington Public Schools has been recognized by the NAMM Foundation for a third time since (2011 and 2024) as one of the “Best Communities for Music Education”.

Participation in the K-12 Music Program

- Strings: 1037 students
- Band: 687 students
- Choral: 1986 students

CT Regional Scholastic Art Awards:

- 8 FHS Students Received Art Book Awards
- 7 FHS students received awards
- 3 FHS student received Art Scholarship Awards

Advanced Placement Art:

- 100% of students who submitted a portfolio got a 4 or higher with a mean score of 5

Community Service:

- 52 students were inducted into our chapter of the National Arts Honor Society
- ASPIRE Art Installation class put up a display at the Farmington Main Library
- 32 Applied Arts students volunteered for Habitat for Humanity



Farmington Public Schools: Excellence in Fiscal Management Expenditure Rankings

**Exceptional management of taxpayer dollars:*

- *121 out of all Connecticut districts in instruction;*
- *137 out of all Connecticut districts in general administration;*
- *110 out of all Connecticut districts in central and other services;*
- *132 out of all Connecticut districts in student transportation services*
- *134 out of all Connecticut districts in purchased services; and*
- *107 out of all Connecticut districts in per pupil expenditures (FPS spends \$985 less per pupil than the average per pupil expenditure in Connecticut).*

**Of 166 districts: #1 spending the most and #166 spending the lowest*

Source: EdSight



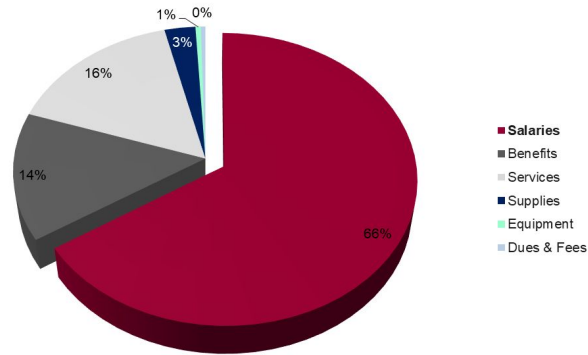
Farmington Public Schools:

Excellence in Collaborative, Strategic and Effective Cost Containment



- Reductions to the budget of approximately \$1,250,000 to arrive at the BOE's recommended budget;
- Approximately \$1,000,000 decrease in expected health insurance claims by transitioning to standalone Rx program from a self-funded status to fully insured Employer Group Waiver Plan (EGWP);
- Consolidation of web-based software across departments to eliminate redundancy of services;
- New transportation vendor providing more efficient routes reducing the amount of regular education transportation buses as well as lower demand for gasoline;
- Town and Board of Education collaboration continues to promote innovation and best practices;
- Combined with Town to bid out removal and disposal of refuse for 2025;
- Created "Float Custodian" positions to increase flexibility to cover outages without incurring overtime costs;
- Developed and continued to expand in-house experts on our faculty in a training-of-trainees model to avoid costs of consultation and external staff developers;
- Negotiated contract from December 2024 to December 2027 for the supply of electricity at a low fixed rate, resulting in cost containment for the district; and
- Continuous improvements in network security and policies to ensure business continuity and protection from cybersecurity attacks, leveraging Federal E-rate program resulting in increased network security, increased bandwidth, and added resiliency.

SALARIES - 100 SERIES

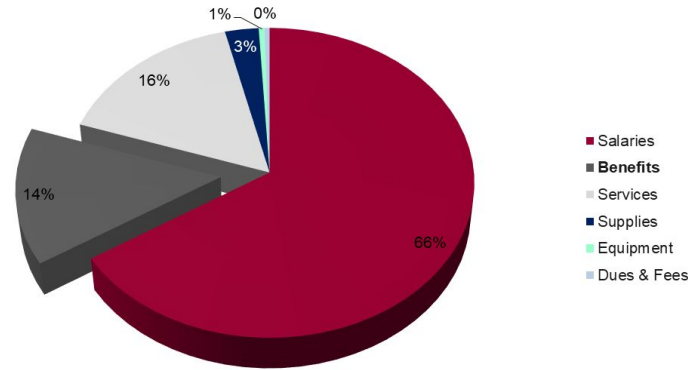


Account Details

- Provides funding for school district employees, including teachers;
- Account reflects the following negotiated increases:
 - Teachers
 - Equal dollar increase of \$1,200 for all steps until step 13
 - An increase of \$1,800 for teachers at the top step (14)
 - +Step increase only for teachers below top step
 - Administrators
 - 2.75% GWI
 - + Step increase only for those below top step
 - Nurses
 - 3.10% GWI
 - + Step increase only for those below top step
 - Classified Staff
 - 2.70% GWI
 - +Step increase only for those below top step

2025-2026 Requested Budget	\$54,896,571
2024-2025 Approved Budget	\$52,652,088
Total Increase Requested	\$2,244,483
Percentage Increase	4.26%

BENEFITS - 200 SERIES

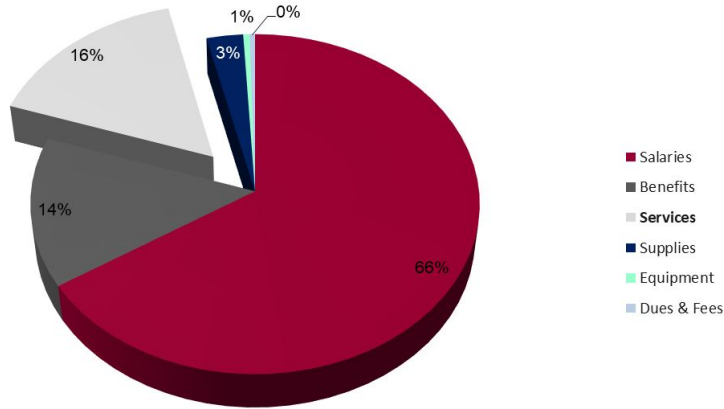


Account Details

- This account provides 100% of expected paid claims and administration of employee health insurance;
- All Associations have a High Deductible HSA with Co-Insurance;
- The Farmington BOE and Town have collaborated on a self-insurance policy that is a model for the state; and
- Life Insurance cost is \$.23/thousand and Long Term Disability cost is \$.22/hundred.

2025-2026 Requested Budget	\$11,821,259
2024-2025 Approved Budget	\$11,734,055
Total Increase Requested	\$87,204
Percentage Increase	0.74%

SERVICES - 300 SERIES

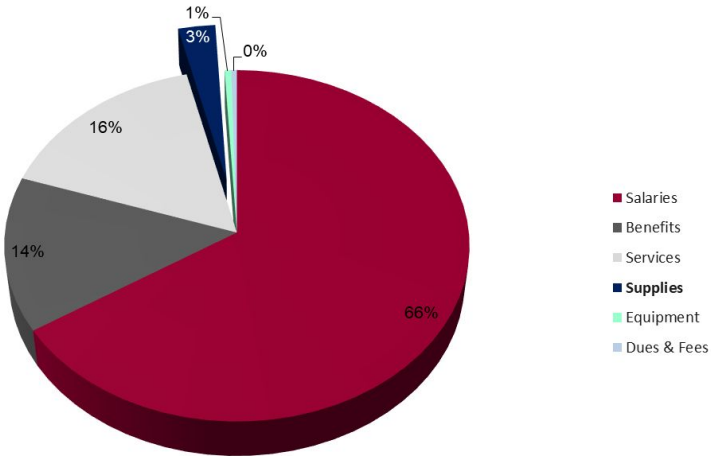


Account Details

- Major drivers of this account reflect contractual obligations in transportation, electricity, special services consultation services and tuition costs for increased outplacements;
- Account provides for major facility projects, K-8 summer school and technology-based operational systems which also reflect increases due to restoration of funding and increased costs due to the economy;
- Account includes costs for Professional Development Programming to improve teaching and learning; and
- The Board and Town collaborated on a successful energy performance contract which continues to bring further efficiencies to Board and Town buildings.

2025-2026 Requested Budget	\$13,409,036
2024-2025 Approved Budget	\$12,147,427
Total Increase Requested	\$1,261,609
Percentage Increase	10.39%

SUPPLIES - 400 SERIES



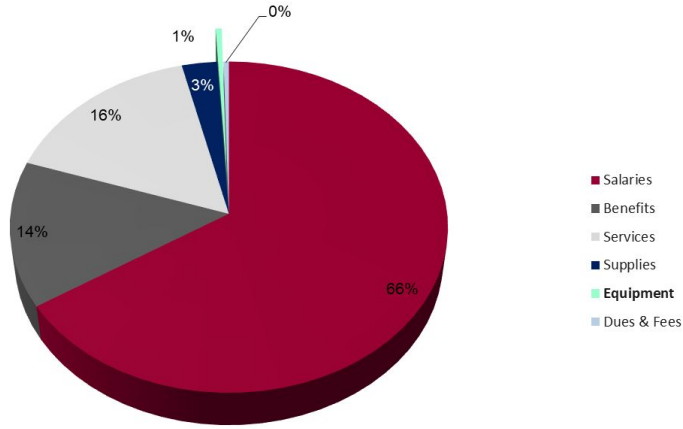
Account Details

- Account provides for facilities used in swimming and ice hockey competitions;
- Primary drivers of the increase is the economy as well as restoration of funding reduced in the 24-25 budget;
- Account provides for the purchase of a wide ranging group of items such as instructional, health, custodial, computer, and testing supplies, text and library books, and A-V/Computer materials.



2025-2026 Requested Budget	\$2,358,075
2024-2025 Approved Budget	\$2,329,452
Total Increase Requested	\$28,622
Percentage Increase	1.23%

EQUIPMENT - 500 SERIES

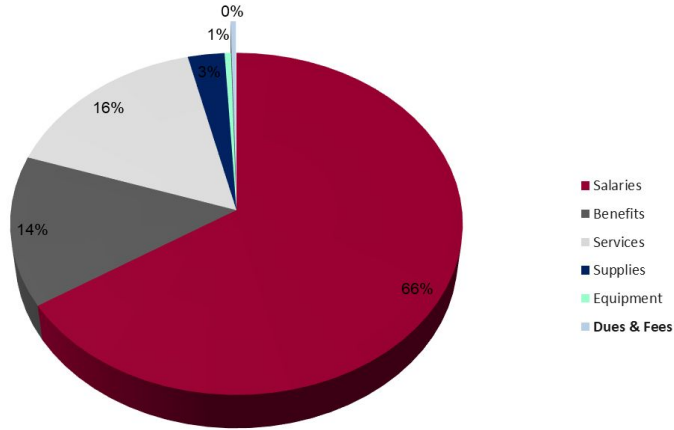


Account Details

- Account provides for facility and technology equipment;
- The district has prioritized all potential technology and facility purchases within this series;
- The major driver of this increase is the restoration of funding due to reductions in the 24-25 budget.

2025-2026 Requested Budget	\$407,707
2024-2025 Approved Budget	\$379,732
Total Increase Requested	\$27,975
Percentage Increase	7.37%

DUES AND FEES - 600 SERIES



Account Details

- Memberships in organizations such as the Connecticut Association of School Business Officials and the Connecticut Association of Public School Superintendents are included here; and
- Account includes the Town of Farmington’s negotiated liability, umbrella and motor vehicle insurance for the school district-CIRMA increases are the primary driver of the increase due to the new high school facility.

2025-2026 Requested Budget	\$348,336
2024-2025 Approved Budget	\$301,485
Total Increase Requested	\$46,851
Percentage Increase	15.54%

Farmington Public Schools: Budget Summary 2025-2026



ACCOUNT	2024-2025	2025-2026	Change	Percent
SALARIES	\$52,652,088	\$54,896,571	\$2,244,483	4.26%
BENEFITS	\$11,734,055	\$11,821,259	\$87,204	0.74%
SERVICES	\$12,147,427	\$13,409,036	\$1,261,609	10.39%
SUPPLIES	\$2,329,452	\$2,358,075	\$28,622	1.23%
EQUIPMENT	\$379,732	\$407,707	\$27,975	7.37%
DUES/FEES	\$301,485	\$348,336	\$46,851	15.54%
TOTALS	\$79,544,240	\$83,240,983	\$3,696,744	4.65%



Farmington Public Schools: Excellence in Fiscal Management Expenditure Rankings

**Exceptional management of taxpayer dollars:*

- *121 out of all Connecticut districts in instruction;*
- *137 out of all Connecticut districts in general administration;*
- *110 out of all Connecticut districts in central and other services;*
- *132 out of all Connecticut districts in student transportation services*
- *134 out of all Connecticut districts in purchased services; and*
- *107 out of all Connecticut districts in per pupil expenditures (FPS spends \$985 less per pupil than the average per pupil expenditure in Connecticut).*

**Of 166 districts: #1 spending the most and #166 spending the lowest*

Source: EdSight



Farmington Public Schools: Budget Timeline



Date	Time	Meeting Title
March 11, 2025	7:00 p.m.	First Public Hearing on Town/School Budget
March 12, 2025	4:00 p.m.	Board and Town Council Budget Workshop
March 13, 2025	4:00 p.m.	Town Council Budget Workshop
March 15, 2025	9:00 a.m.	Town Council Budget Workshop
March 17, 2025	4:00 p.m.	Town Council Budget Workshop (If Needed)
March 18, 2025	4:00 p.m.	Town Council Budget Workshop (If Needed)
April 7, 2025	7:00 p.m.	Second Public Hearing on Town School Budget
April 21, 2025	7: 00 p.m.	First Annual Town Meeting
May 1, 2025	All Day	Townwide Budget Referendum on Town and School Budgets
May 2, 2025	4:00 p.m.	Town Council Budget Workshop (If Needed)
May 5, 2025	7:00 p.m.	Second Annual Meeting (If Needed)
May 15, 2025	All Day	Second Referendum (If Needed)